

Naval Medical Center San Diego



BUILDING STRUCTURES

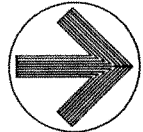
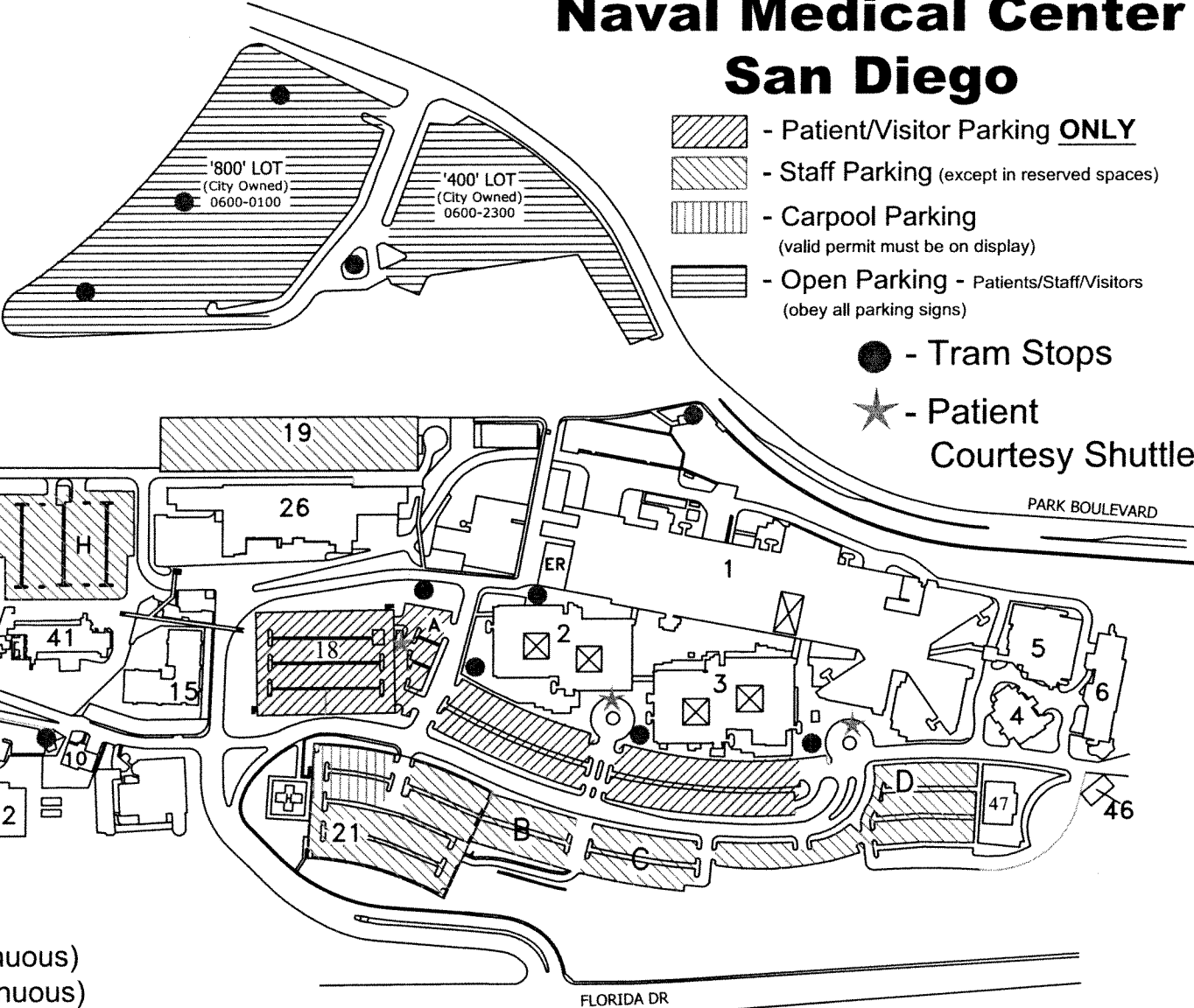
- 1 - Main Hospital
- 2 - Clinics
- 3 - Clinics
- 4 - Chapel
- 5 - Education & Training
- 6 - Mental Health
- Military Health Center
- Health Care Operations
- 10 - Fire Station
- 12 - MWR Recreation Center
- 14 - NSHS
- 15 - Child Care Center
- 26 - NEX/BEQ/Fitness
- Liberty Center
- 41 - BEQ
- 46 - Fisher House I
- 47 - Fisher House II

PARKING AREAS

- A - Patient/Visitor 24 hrs-7 days a week
 - B - Staff
 - C - Staff
 - D - Staff/Red Cross/Volunteer/Consultant/
 Dept Head
 - ER - Emergency Room Patients/Visitors
 - H - Staff/NSHS Staff
 - "O" - Overflow for Staff
 - 18 - Patients/Visitors
 - 19 - Staff/BEQ only
 - 21 - Top level Southend - Carpool
 2nd & 3rd level for Staff
- 800 Lot: City Owned - open parking
400 Lot: City Owned - open parking

-  - Patient/Visitor Parking ONLY
-  - Staff Parking (except in reserved spaces)
-  - Carpool Parking
(valid permit must be on display)
-  - Open Parking - Patients/Staff/Visitors
(obey all parking signs)

-  - Tram Stops
-  - Patient
 Courtesy Shuttle



Tram Schedule:
 "O" Lot Parking: 0600 - 1830 (Continuous)
 City Lot Parking: 0600 - 1830 (Continuous)